

What's CQ's Number Again?


Remember to save your Squadron's CQ number in your phone or write it down prior to leaving the dormitory for town pass.

This will ensure you have a point of contact for unusual circumstances or emergencies. When in doubt, you can contact the Base Operator or the Pfingston Reception Center to be directed to your CQ.

Note- The PRC is only open from 1100 to 1500

Important Numbers:

- Base Operator: 210-671-1110
- Ambulance/EMS: 210-671-2921
- JBSA Security Forces: 210-671-2018
- PRC (BMT Reception): 210-671-3024
- Visitor's Center: 210-674-6174
- Main BX: 210-674-6465
- Mini-Mall North: 210-645-1264
- Mini-Mall South: 210-670-8095

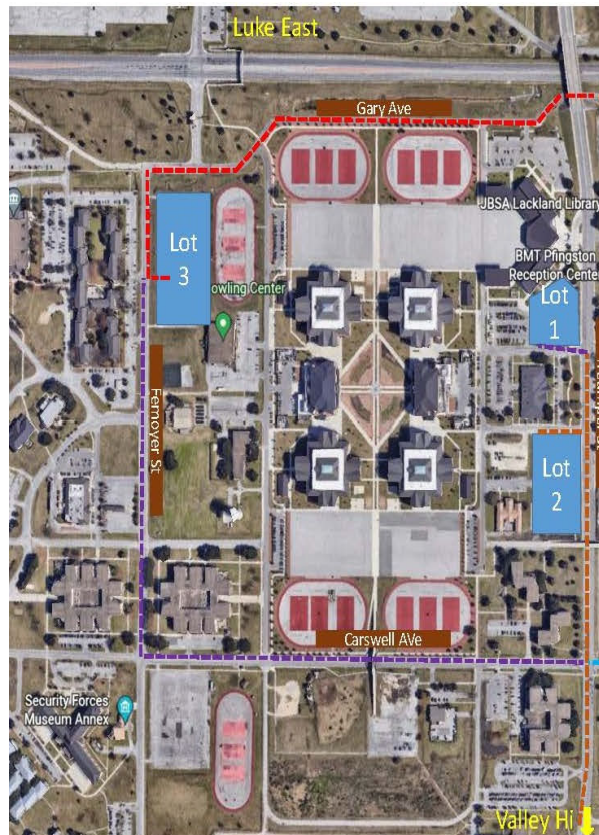


Pick-up/Drop-Off Locations


Graduates will be picked up and dropped off from 1 of the 3 BMT Parking Lots indicated on the map below.

Parking lots of the South Troop Mini-Mall and The Softball Field adjacent to the 322nd and 326th training squadrons may be used as alternatives.

Do not instruct your visitors to retrieve you from the Pfingston Reception Center. The PRC closes for official business within 30 minutes after the ceremony.



The Airman's Guide



Town Pass Edition

#

Congratulations!!



You made it to the finish line! You're officially a BMT graduate. You've worked hard to get here and we want to ensure you enjoy your graduation experience to the fullest extent. For 7.5 weeks you've been within the gates of JBSA Lackland, so exploring the local area might be a bit daunting. Don't fret, we're here to help!

It's probably been awhile since you've had your Town Pass Briefing, and you may be a little fuzzy on the ins and outs. To alleviate your worry, we've created a pocket guide to help you stay on track!

Before You Leave

Prior to leaving the dorm, ensure you have:

- Common Access Card/ Form of ID
- 341s and Money List
- Cash or Debit Card
- Operational Flashlight
- CQ's Phone Number
- Cellphone

Rules of Engagement

During Town Pass you are allowed to travel within one hour of JBSA Lackland. Use apps like Google Maps and Waze to help you safely navigate the local area.

You must avoid the off-limit establishments listed on your dormitory bulletin board. You also cannot engage in any unauthorized contact with MTIs and permanent party personnel.

Remember after the Coin Ceremony, you are due back to your squadron no later than **2000 (8:00 p.m.)** and after Parade you are due back no later than **1800 (6:00p.m.)** If you are attending an authorized sports event that allows an extended curfew, you must have proof of purchase (ticket stub or receipt) upon returning to the dormitory.

If you run into issues or you're going to be late, you must call your squadron's CQ to inform them of the circumstances. If you get lost, ask a police officer or other reliable source for directions. Furthermore, remember that you're still in training so, you must have a wingman/teammate with you, unless you're accompanied by your family members. Opposite gender one-on-one situations with other Airmen/Guardians are prohibited.

Double, Double, Stay Out of Trouble:

Enjoy your newfound freedom, but remember:

- Do not get tattoos, brands, or body piercing.
- Do not participate in public demonstrations.
- Avoid confrontations with the local populace.
- Do not get involved with illegal drugs.
- Do not consume alcoholic beverages.
- Do not use tobacco products. (Vapes Included)
- Use caution when using rideshare apps.

Graduation Pro-Tips

Follow these tips to enjoy a stress-free town pass:

- If you don't have visitors coming for graduation, see if you can tag along with your favorite wingman for the day.
- Exchange numbers with your wingmen and coordinate your return to the dormitory, This is the best way to ensure you're not alone after town pass,
- If you return from town pass early, you can go hang out at the BX, bowling alley, or authorized on-base establishment until its time to return to the squadron.
- Avoid large purchases! You're only allowed 3 pieces of luggage when you ship.
- You are responsible for your visitors. Keep them out of the training area and staff parking lots.
- Do not allow your visitors to play loud music, loiter, or disrupt training operations.
- If your using rideshare apps, ensure you schedule your ride back to base ahead of time. Always account for evening traffic delays.

#

